IDEXX **Cornerstone**®
Practice Management System

Veterinary Pharmacy Formulary Setup and User Guide

Veterinary Pharmacy Reference™ (VPR) is third-party software produced by Veterinary Software Associates, LLC. It is an interactive drug reference tool that provides information about pharmacology, indications, contraindications, interactions, adverse effects, dosage and the available form for each drug.

The Cornerstone® Veterinary Pharmacy Formulary uses the VPR™ database to produce this same information within Cornerstone, therefore the VPR™ software must be loaded on each workstation that will use the Veterinary Pharmacy Formulary module.

Accessing the Veterinary Pharmacy Formulary

There are several areas within Cornerstone where the Veterinary Pharmacy Formulary may be accessed once an invoice item is linked to a drug. These include:

- Within the Patient Clipboard, right-click on the patient's name in the Patient List area, select **Prescribe…** to display the *Prescription Information* window, add an invoice item and then click **Pharmacy** within the *Prescription Information* window
- Within the *Patient Visit List* window, select **Pharmacy**
- Within the *Client Invoice* window, add an invoice item and select **Pharmacy**

Print Client Information Sheet

Select **Print Client Information Sheet** to automatically print information about the drug prescribed to the patient and its side effects. This may be a useful handout for the client.

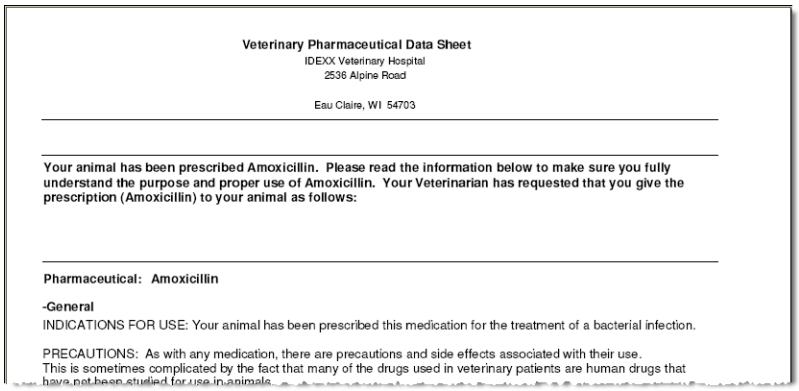

Veterinary Pharmaceutical Data Sheet
IDEXX Veterinary Hospital
2536 Alpine Road

Eau Claire, WI 54703

Your animal has been prescribed Amoxicillin. Please read the information below to make sure you fully understand the purpose and proper use of Amoxicillin. Your Veterinarian has requested that you give the prescription (Amoxicillin) to your animal as follows:

Pharmaceutical: Amoxicillin

-General
INDICATIONS FOR USE: Your animal has been prescribed this medication for the treatment of a bacterial infection.

PRECAUTIONS: As with any medication, there are precautions and side effects associated with their use. This is sometimes complicated by the fact that many of the drugs used in veterinary patients are human drugs that have not been studied for use in animals.

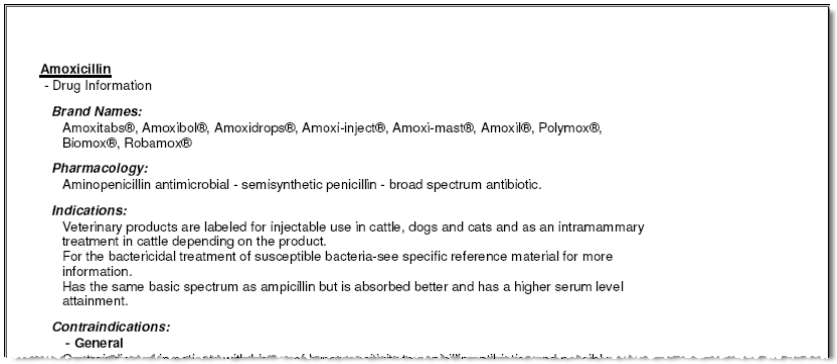

Amoxicillin
- Drug Information

Brand Names:
Amoxitabs®, Amoxibol®, Amoxidrops®, Amoxi-inject®, Amoxi-mast®, Amoxil®, Polymox®, Biomox®, Robamox®

Pharmacology:
Aminopenicillin antimicrobial - semisynthetic penicillin - broad spectrum antibiotic.

Indications:
Veterinary products are labeled for injectable use in cattle, dogs and cats and as an intramammary treatment in cattle depending on the product.
For the bactericidal treatment of susceptible bacteria-see specific reference material for more information.
Has the same basic spectrum as ampicillin but is absorbed better and has a higher serum level attainment.

Contraindications:
- General

Print Drug Information Sheet

Select **Print Drug Information Sheet** to automatically print technical information about the drug being prescribed. The information on the report will include the name of the drug, brand names, pharmacology information, indications, contradictions, interactions, adverse effects, and dosages. This may be helpful for staff to use internally.

Drug Interaction Matrix

The Drug Interaction Matrix is used to check a drug against other drugs in the patient's system or being prescribed for the patient. This will produce a list of possible interaction results.

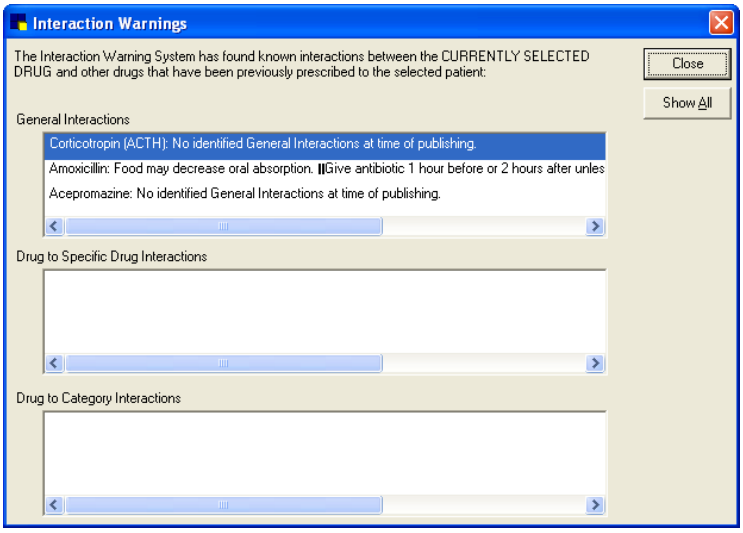



Anti-parasitic Agents

The Anti-parasitic Agents charts provide interactive anti-parasitic drug information for cats, cattle, dogs, horses, poultry, sheep and swine.

1. Select a species from the **Antiparasitic Agents** list. The *Antiparasitic Agents – [Species Name]* window appears.
2. Select the name of the anti-parasitic agent from the *Select a drug* list.
   - If the drug is effective for treating a parasite of the selected species, a green dot will display next to the name of the parasite.
   - If the drug is not effective for treating the parasite of the selected species, a red dot displays next to the name of the parasite.

Conversion Charts

The Conversion Charts are available for medical reference. Options include:

- **Temperature Conversions**: View a chart showing conversions from Celsius to Fahrenheit
- **Weight and Measurement Conversion**: View a chart of common weight conversions and abbreviations for measurements
- **Common Abbreviations**: View a chart of common medical abbreviations
- **Body Surface Area Chart**: View a chart of converted weight in kilograms to body surface area (M^2)

Dosage Calculator

The Dosage Calculator is used to calculate the dosage to prescribe to a patient based on weight, species and available forms of the drug.

Patient Information area includes:

- **Feline:** If necessary, place a check mark in the check box when performing a calculation for a feline.

  Note: The dosage formula for felines is slightly different from the dosage formula for canines

- **Weight:** If necessary, type the patient's weight and select the appropriate weight unit of measure. Options include grams, kilograms, ounces, pounds.
- **Dosage for patient:** Select the dosage as mg per kg or mg per m (2) and type the appropriate amount. Information pertaining to dosage can be found in the Dosage area located in the lower right area of the *Dosage Calculator* window.

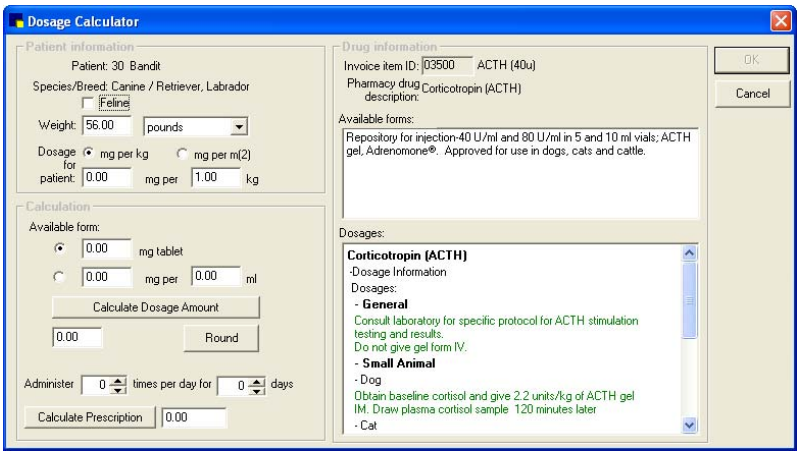

Calculation area includes:

- **Available form:** If necessary, select the available form of the drug. For tablets, type the size in milligrams. For liquids and injectibles, type the amount in mg per ml. The dosage calculator will be incorrect if an invalid size is typed in this field.
- **Calculate Dosage Amount:** Click to calculate and display the number of tablets or milliliters to prescribe for the patient.
- **Round:** If necessary, select an option for rounding the calculated dosage of the drug.
- **Administer __ times per day for __ days:** Type the number of times per day the medication will be administered and for how many days the patient will be on the medication.
- **Calculate Prescription:** Click to calculate how many tablets or milliliters to prescribe for the patient based on information in the *Administer __ times per day for __ days* field.

Drug information area includes:

- **Invoice Item ID:** Displays the invoice item currently working with. If necessary, press F2 to search for and select a drug from the *Invoice Item List*. Only invoice items that are linked to the Veterinary Pharmacy Formulary can be selected.
- **Available forms:** Displays the available forms of the drug
- **Dosages:** Displays the recommended dosage information

Link VPR species to the appropriate Cornerstone species

1. From the Cornerstone menu bar, select **Controls > Defaults > Practice and Workstation**, and then select **Pharmacy Formulary** in the navigation pane on the left. The Pharmacy Formulary configuration pane appears on the right side of the window.

   Note: In Cornerstone versions 7.6 and prior, access the Pharmacy Defaults using **Activities > Pharmacy Formulary > Pharmacy Defaults**.
2. Select the species in the *Pharmacy Species* list to match the species in the *Cornerstone Species* column.
3. Optional: Place a check mark in the **Auto perform interaction matrix when drug entered on prescription** check box in order to automatically perform the drug interaction matrix when selecting a drug on the *Prescription* window for a patient not marked as herd animal. This option may cause the system to slow briefly.

Link VPR drugs to the appropriate Cornerstone invoice items

1. From the Cornerstone menu bar, select **Activities > Pharmacy Formulary > Pharmacy Invoice Item Link Setup**.
2. Optional: Select a primary classification and, if applicable, a sub classification of invoice items to view.
3. Highlight the invoice item a drug will be attached to in the list provided.
4. Click the magnifying glass next to the *Pharmacy generic description* field to display the *Pharmacy Drug Search* window.
5. Search for and select the generic or brand name of the drug associated with the invoice item.
6. Optional: Click **Use Last Selected** to insert the last drug selected.

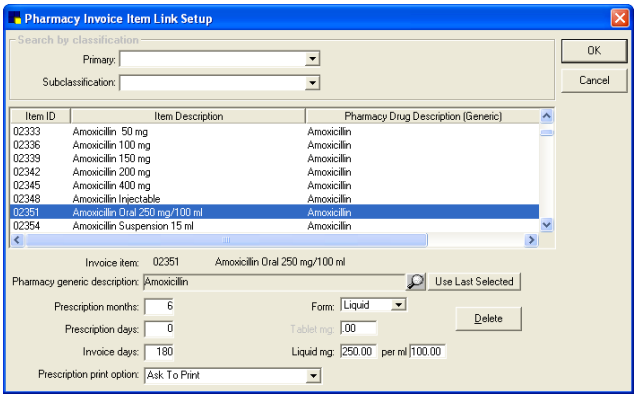

7. Type the number of months and/or days the effects of the drug should be flagged for an alert when the patient is prescribed or administered new medications in the *Prescription months* and/or *Prescription days* field. This information is used when performing interactive calculations.

   Tip: Because the length of time prescriptions can be given for the same medication varies, set the number of months and/or days to the maximum length of time this drug can be prescribed plus the amount of time the drug stays in the system after the last dose is administered.
8. In the *Invoice days* field, type the period of time the effects of the drug remain in the patient's system if the medication was administered to the patient in the practice. An example of this would be anesthesia.
9. From the *Prescription print option* list, select whether to print information about the drug when the prescription label prints. Options include:
   - **Print Client and Drug Info:** Automatically prints a Client Information Sheet that can be sent home with the client and a Drug Information Sheet containing more technical information about the drug.
   - **Print Client but Not Drug Info:** Automatically prints a Client Information Sheet only.
   - **Ask to Print:** Displays a *Print Pharmacy Sheet* window in which staff may choose to print a Client Information Sheet and/or a Drug Information Sheet.
   - **Do Not Print:** Does not print either document.
10. Select the form of the drug in the *Form* drop-down list. Options include liquid or tablet.
11. If the drug is in tablet form type the dosage, if applicable, in the *Tablet mg* field. This information appears as the default for the dosage calculator.
12. If the drug is in liquid form type the dosage, if applicable, in the *Liquid mg __ per ml __* field. This information appears as the default for the dosage calculator.

Note: It is also possible to link pharmacy information to an invoice item using the Invoice Item List. From the Cornerstone menu bar, select **Lists > Invoice Item >** Search for and select the item **> Update >** Select the *Instructions* tab. Fill out the appropriate information in the Pharmacy link information area.

www.idexxcornerstone.com
© 2009 IDEXX Laboratories, Inc. All rights reserved. • 11162009
Cornerstone is a trademark or registered trademark of IDEXX Laboratories, Inc. in the United States and/or other countries.